

WORLD NEUROLOGY

THE NEWSLETTER OF THE WORLD FEDERATION OF NEUROLOGY

VOLUME 19, NUMBER 4, DECEMBER 2004

WORLD FEDERATION OF NEUROLOGY ELECTIONS NOMINATING COMMITTEE RECOMMENDATIONS

The Nominating Committee of the World Federation of Neurology, having invited nominations for three Officer posts and one Trustee to be elected at the Council of Delegates Annual General Meeting (AGM) in November 2005 during the World Congress of Neurology, recommends to the membership those listed below as candidates in accordance with the Federation's Memorandum and Articles of Association.

Recommended candidates:

- **President** (to take up office w.e.f. 1st January, 2006):
Johan Aarli—Norway
Jagjit Chopra—India
Roger Rosenberg—USA
- **First Vice President** (to take up office w.e.f. 1st January, 2006):
Vladimir Hachinski—Canada
Theodore Munsat—USA
- **Secretary-Treasurer General** (to take up office w.e.f. 1st January, 2007):
Richard Kay—Hong Kong, SAR
China
Ra'ad Shakir—UK
- **One Elected Trustee** (to take up office w.e.f. 7th November, 2005):
Marianne De Visser—Netherlands
(Current post-holder standing for re-election)
Michael Donaghy—UK
Werner Hacke—Germany



Destination Australia—XVIIIth World Congress of Neurology, Sydney, 2005 (Photograph of Parliament at Canberra)

Candidates for President and First Vice President will be required to formulate a statement of their goals and objectives for the organization, which will be published.

It is open to anyone to make additional nominations by:

- Securing the supporting signatures of five or more authorized delegates
- Submitting the name(s) of the individual(s) in question to the Secretary-Treasurer General, c/o the London Secretariat office, at least thirty days prior to the AGM (the date of which is 6 November 2005).

At the time of writing, two candidates—Prof. Leontino Battistin (Italy) and Prof. Julien Bogouslavsky (Switzerland)—have been proposed under this regulation for the post of Secretary-Treasurer General.

ALSO IN THIS ISSUE:

- Editorial
- President's Column
- Atlas of Country Resources
 - WFN Book Sharing Programme
 - CME Programmes in Russia
- WFN Regional News
- Book Reviews & Calendar
- International Stroke Society—A Report
- WCN 2009 Bid for Madrid

PRESIDENT'S COLUMN

As reported briefly in the last President's Column, the annual general meeting (AGM) took place in conjunction with the European Federation of Neurological Societies (EFNS) held on September 5-8 in Paris. In addition to the election of a

WFN Trustee, the agenda included the proposal to place the day-to-day running of the WFN in the hands of an association management company, and presentations from all of the countries bidding to

Contd. on page 4

Visit the WFN website at <http://www.wfneurology.org>

EDITOR-IN-CHIEF

Dr. Jagjit S. Chopra, # 532 Sector 33-B, Chandigarh-160 047, India. Fax: +91-172-2665532. E-mail: jagjitsc@sify.com, jagjitsc@glide.net.in

EDITORIAL ADVISORY BOARD

Dr. Richard Godwin-Austen, World Federation of Neurology, 12 Chandos Street, London W1G 9DR, UK

Dr. François Boller, INSERM U 324, 75014 Paris, France

Dr. Jun Kimura, 1203 PCU, 169 Ujimyoraku, UjiShi, Kyoto 611-0021, Japan

Dr. Theodore Munsat, Department of Neurology, New England Medical Center, Box 314, 750 Washington Street, Boston, MA 02111, USA

Dr. Johan Aarli, Department of Neurology, University of Bergen, Haukeland Hospital, N-5021 Bergen, Norway

Dr. Julien Bogousslavsky, Service de Neurologie, Centre Hosp. Univ. Vaudois (CHUV), CH-1011 Lausanne, Switzerland

Dr. William M Carroll, c/o AAN Secretariat, 145 Macquarie Street, Sydney, NSW 2000, Australia

Dr. Marianne de Visser, Academic Medical Centre, University of Amsterdam, Dept. of Neurology, Meibergdreef 9, 1105 AZ Amsterdam, The Netherlands.

Dr. Daniel Truong, The Parkinson's & Movement Disorders Institute, 9940 Talbert Avenue, Suite 204, Fountain Valley, CA 92708, USA

REGIONAL VICE PRESIDENTS

Dr. S.M. Al Deeb (Pan-Arab), Saudi Arabia

Prof. Dr. Leontino Battistin (Pan-European), Italy

Dr. Pedro Chana (Pan-American), Chile

Prof. Najoua Miladi (Pan-African), Tunisia

Dr. Jin-Soo Kim (Asian-Oceanian), South Korea

ASSISTANT EDITOR

Dr. I.M.S. Sawhney, Department of Neurology, Morriston Hospital, Swansea SA6 6NL, UK; e-mail: inder.sawhney@ntlworld.com

WFN ADMINISTRATOR

Keith Newton, World Federation of Neurology, 12 Chandos Street, London W1G 9DR, UK

PUBLISHING STAFF

Publisher:

Peter F. Bakker (p.f.bakker@elsevier.com)

Marketing:

Ingrid van Lier

Design and Layout:

Desh Deepak Khanna

Operational Support:

Annemieke van Es

ADVERTISING

Please send inquiries about advertising in *World Neurology* to the Advertising Department, Elsevier Science Ltd., The Boulevard, Langford Lane, Kidlington, Oxford OX5 1GB, UK. Phone: +44-1865-843 258; Fax: +44-1865-843 976; email: b.keall@elsevier.co.uk

PUBLISHING INFORMATION**MANUSCRIPTS**

The Editor is happy to receive unsolicited manuscripts or photographs for consideration, but cannot accept responsibility for any loss or damage to such material. Manuscripts should be submitted in English, typed on

WORLD NEUROLOGY

THE NEWSLETTER OF THE WORLD FEDERATION OF NEUROLOGY

VOLUME 19, NUMBER 3, SEPTEMBER 2004

CONTENTS

World Federation of Neurology Elections	1
President's Column	1
Editorial	3
Atlas of Country Resources for Neurological Disorders	6
WFN Book Sharing Programme: Annual Report 2004 from Lithuania	6
CME Programmes in Russia	7
Report of the Danube Clinical Neurology Training Course ...	8
WFN Regional News	8
WFN Junior Travelling Fellowship, 2004	10
Book Reviews	12
Calendar	12
International Stroke Society	13
Elsevier Science	14-15
Madrid Bid for WCN 2009	16



COPYRIGHT © 2002 World Federation of Neurology. All rights reserved. Published by Elsevier Science BV, Amsterdam, the Netherlands. Manuscripts accepted for publication become the copyright of the World Federation of Neurology (WFN). Before publication a copyright form will be supplied by the Publisher, which must be completed by all authors.

white paper using double spacing with margins of at least 3 cm. Authors should submit material on computer disk (Microsoft® Word® or plain ASCII format) whenever possible. Tables and figures should be separated from the text and should clearly indicate the author's name. Colour photographs and illustrations are encouraged.

EDITORIAL STATEMENT

Although great care is taken to ensure accuracy, the WFN and Elsevier Science BV cannot be held liable for any errors or inaccuracies in this publication. Opinions expressed are those of the authors. Elsevier Science BV, the Editor, the WFN or the Grantor cannot be held responsible for the validity of clinical treatments, dosage regimens or other medical statements made. Any dosage referred to should be checked against the relevant data sheet for the product.

World Neurology, ISSN 0899-9465, is published by Elsevier Science BV, Molenwerf 1, 1014 AG Amsterdam, the Netherlands; phone: +31 (20) 485 3358, fax: +31 (20) 485 3237; e-mail: p.f.bakker@elsevier.com

REPRINTS

Reprint requests and all correspondence regarding the journal should be addressed to the Editor. However, back issues of *World Neurology* can be obtained from the publisher.

CHANGE OF ADDRESS

Notice of change of address should be sent to: *World Neurology*, Editorial Secretariat, 12 Chandos Street, London W1G 9DR, UK. Fax: +44 20 7323 4012; e-mail: WFNLondon@aol.com

Printed by Kay Dee Associates at Chandika Press (P) Ltd., 126 Industrial Area-1, Chandigarh—160002, India. Fax: +91-172-2657783. e-mail: info@chandikapress.com

EDITORIAL

With the exception of the three Elected Trustees, one of whom changes each year, the elections for the Officers—President, First Vice President and Secretary-Treasurer General—are held every four years in accordance with the Federation's Memorandum and Articles of Association. 2005 is election year for the WFN and once again the responsibility for choosing leaders to run the affairs of the organization for the next four years will fall on the shoulders of the National Delegates at their meeting in Sydney in November.

In September this year, the Council of Delegates met in Paris where several important decisions were taken. Through the efforts of the Membership Committee, three more countries have been successfully enrolled in the fold of the WFN, though the goals of the WFN cannot be fully achieved until all the countries of the world become members. It may take many more years to achieve this target since many countries are still entirely devoid of neurologists. It is a long, slow process to have trained neurologists in the world's 'have not' countries but the initiatives of the WFN Education Committee are on a fast track to achieve success in this endeavour.

The *Atlas of Country Resources for Neurological Disorders*, a joint WHO and WFN venture, has now become a reality. As explained by Johan Aarli, First Vice President of the WFN, this is the first time that there has been a comprehensive compilation of global neurological resources. Indeed, this atlas is a great contribution which will go a long way to helping health planners and policy makers by providing informative data which will assist them in monitoring and further improving existing resources for the neurological care of their communities.

One of the greatest contributions of the WFN has been the CME Programme in various underdeveloped countries of the world. The Book Sharing Programme is one of its major features. The success story of this programme in Lithuania is reflected in this issue. So is the CME Programme in Russia where the All-Russian Society of Neurologists has greatly appreciated the role of the WFN in introducing it. They have also benefited from the Book Sharing Programme as mentioned in the detailed report submitted by Professor A. Guekht. Reports of

CME and Training Courses from the Danube group of countries are also reported in this issue. The all-round success of the CME Programme is a great step forward in the learning process of neurology, the ultimate beneficiary of which is ailing humanity suffering from neurological disorders.

Thanks are due to the Netherlands Society of Neurology for its generous grant to support the WFN Neurological Training Programme in Honduras. A first installment of 10,000 euros was presented in Paris in September and two more payments will follow, a great contribution to the WFN's education fund for a very good cause. It is hoped that the Dutch having set the trend, many more countries will follow their fine example. A glaring instance of need for help is indicated in the report in this issue about neurology in Kazakhstan. Such reports will give an impetus to others who might step in to help the needy.

The aetiology of MS remains an enigma and so is the diversity of its treatment. Linkage of hepatitis B vaccination and MS has been a controversial issue since 1996 when a French study incriminated this vaccination to precipitate MS; however the matter died down when several other studies found no link. The latest report on this association, published in *Neurology* (63: 838-842-2004), has once again re-awakened the controversy. The lead author, Miguel A. Hernan from Harvard School of Public Health in Boston, USA, focused on 163 patients who experienced the first symptoms of MS at least three years before the study. The authors reported that 6.7 percent with MS had been vaccinated with this

vaccine one to 3 years before the first symptom of MS as compared to 2.4 percent among the controls. They concluded that vaccination increased the odds of developing MS by a factor of 3.1. They also found that the risk of developing MS was greater three years after vaccination than the year following vaccination. The risk increased with increasing time since vaccination. There was no risk after flu or tetanus vaccinations. It is important to keep in mind the manifold benefits of hepatitis B vaccination as a protection against the devastating consequences of this infection in terms of mortality and morbidity and not to jump to conclusions about this study as did the French Government following the report of the first study in 1996 when it banned hepatitis B vaccination for two years. One may conclude from the present study that whenever a new case of MS is diagnosed one must keep in mind the need to ask for the history of this vaccination, just as we do for the history of measles in an established diagnosis of SSPE.

My wife Amar and I send best wishes to the readers of *World Neurology* for a happy, prosperous and healthy 2005.



Jagjit S. Chopra, FRCP, PhD
Editor-in-Chief

WORLD FEDERATION OF NEUROLOGY JUNIOR TRAVELLING FELLOWSHIPS-2005

The WFN is once again offering ten Junior Travelling Fellowships for young neurologists from developing countries to travel to a WFN approved meeting in 2005. Applicants should hold a post not above that of Associate Professor and should not be over the age of 42 years. Applications should include the name and dates of the proposed meeting to be attended, a CV and bibliography, and a letter of recommendation from the Head of the applicant's department. If a paper or poster is to be presented, the applicant should include an abstract. An estimate of expenses, to a maximum of £1,000, should be made. Applications should be sent to the WFN office to arrive by 21st February 2005. Awards will be announced in mid-March.

Acknowledgement: *World Neurology* is published with a generous grant from the Japan Foundation for Neuroscience and Mental Health.

(President's Column contd from page 1)



Latin American Federation of Neurology Congress

Front row left to right: Oscar Attaniese (Argentina), Alejandro Peralta (Bolivia), Percy Barba (Bolivia), and Jaime Terceros (Bolivia). Back row left to right: Mario Camargo (Uruguay), Edgar Puch (Bolivia), Jun Kimura (Japan), José Cuéllar (Bolivia), Luiz A. Bacheschi (Brazil), and Ricardo Nitrini (Brazil)

have the WCN 2009. As required legally by the UK Charity Commission, a copy of the agenda for the AGM of the Council of Delegates was sent to all the member societies of WFN. I will take this opportunity to briefly summarize the AGM activities to keep you informed of our progress. A detailed report will appear on the Web and in later issues of *World Neurology*.

I wish to first thank Dr. Wolf-Dieter Heiss, President of EFNS, and Drs. Yves Agid, Charles Pierrot-Deseilligny, and Jean-Marc Leger, Chair, Vice Chair and Secretary of the Local Arrangements Committee for incorporating the WFN AGM into their already tight EFNS schedule for time and space. I know it took some careful planning to fit in the Council of Delegates (COD) meeting and various WFN committee functions for maximal attendance of delegates without at the same time compromising their participation in the scientific programs of EFNS. Thanks to the efforts of all concerned, a large contingency of delegates attended this year's meeting. This turnout stood in sharp contrast to the previous AGMs held in Vancouver (2002) during the 10th International Congress on Neuromuscular Disorders, and the one in Sydney (2003) during the Planning Meeting for the WCN 2005, when we struggled to achieve a quorum. The Paris meeting provided us with a favorable venue attracting participants from a

number of member societies in the neighboring countries, which traditionally contribute actively to WFN affairs.

The AGM of the COD began with a welcome by the President on behalf of the Management Committee, and a roll call conducted by Dr. Richard Godwin-Austen, the Secretary-Treasurer General. As the first item of business, Professor John Wokke, on behalf of the Dutch Neurological Society, presented a cheque in the amount of euro 10,000 as the first endowment of a 3-year commitment to the WFN for funding the WFN Honduras project. It was good to see Dr. Ted Munsat, Chair of the Education Committee, and Dr. Marco Medina, Delegate from Honduras, receive the gift in front of the COD as this generous donation exemplifies the recent series of contributions from member societies to support the WFN's initiative in implementing neurological education and training globally.

The delegates approved the minutes of the previous AGM held on July 6, 2003, the accounts of the Federation for the last financial year ending on December 31, 2003, and a recommendation to reappoint Messrs Griffin Stone, Moscrop & Co. as auditors of the organization. Dr. Marianne de Visser, as Chair of the Membership Committee, proposed Paraguay, Zambia and the Iraqi Neurological Association for member-

ship of WFN, receiving a unanimous approval for all countries. I am happy to have all three new member societies join the WFN. In particular, I wish to commend the Iraqi effort to join the Federation, overcoming the unfortunate political turmoil, which still prevails in their homeland.

As specified in the Articles of Association, one of the three Elected Trustees must retire at each AGM. An Elected Trustee so retiring may be re-elected, but only for another term. Observing this rule, Julien Bogouslavsky, the longest in office of the three Trustees, retired this year, and was re-elected for the second term. I am happy to have him on board again. I know he will continue to make important contributions to our cause. I also wish to thank the other equally qualified candidates for declaring their interest to work on behalf of WFN, and for allowing their names to be put forward to contest the post.

The next agenda item covered all reports that were published in the March issue of *World Neurology* and as part of the audited accounts for 2003 that were submitted to the UK authorities. The committee chairmen present in Paris had the opportunity to elaborate on some points in their reports that they considered most important and to invite questions from Delegates. These included Dr. Ashraf Kurdi (Constitution and Bye-Laws), Dr. Julien Bogouslavsky (Structure and Function, and Stroke), Dr. Marianne de Visser (Membership), Dr. Thomas Brandt (Nominating) and Dr. Johan Aarli (Public Relations and WHO Liaison). The Education Committee and WCN 2005 Liaison featured substantially on the agenda, with Dr. Ted Munsat (Education) presenting, in some detail, ongoing projects of his committee, and Dr. William Carroll (WCN Liaison) briefing the Delegates on various aspects of WCN 2005 programs and asking for continued support from member societies.

Dr. Johan Aarli then discussed the recent development concerning the future administration of the WFN. The Officers and Trustees recommended, based on the information received from the Structure and Function Committee and the impression gained at the time of our site visit, that WFN enter contractual negotiations with GIC to hire this Brussels based Professional Management Company (PMC) as the WFN



International Symposium on Clinical Neurophysiology—Manila

Front row left to right: Alejandro Bimbo Diaz, Imelda David, Jun Kimura, David Burke, G. Espiritu, and Valmarie Estrada. Back row left to right: Hans Damian, three local participants, Stephanie Javier, Edmundo Saniel, two local participants, Emmanuel Eduardo, and a participant from Indonesia.

administrative partner. If this proceeds as expected, we anticipate the closure of the London Office and relocation of Keith Newton, current WFN administrator, to Brussels to join GIC as an Executive Director in charge of WFN. This arrangement would secure the needed continuity of administrative process, and facilitate the transitional stage of this partnership, which could begin before June 2005 in time for preparation of the 2006 budget. The COD favored the general concept of a partnership with a PMC and specifically approved exploring a possible partnership agreement with GIC. The Trustees realize that we are testing the water with no prior experience. Hence, we will proceed cautiously to avoid a premature decision without fully exploring any potential drawbacks of this type of association.

Presentations by countries bidding for WCN 2009, now totalling six in number, ensued, in alphabetical order: France,



A group photo of the organizers at the 8th International Evoked Potential Symposium in Fukuoka.

Italy, Mexico, Spain, and Thailand, followed by the Czech Republic, which declared her candidacy only during the AGM in Paris. We advised each country to restrict the presentation to five minutes maximum without visual aids because full descriptions with slides will take place at the Sydney meeting before the Delegates vote for final selection. As I detailed in the previous President's Column, we will provide all concerned with the opportunity

to visit the exhibition stands of the contending countries during the WCN 2005. As a new endeavor to keep member societies better informed, we have also made it compulsory for each country to place a full-page advertisement in *World Neurology* to help member societies evaluate the proposal in advance before the AGM in Sydney. I wish to thank all bidding countries for their interest and their compliance with our various requests.

In addition to the AGM of the COD, a few WFN Committees met in Paris. These included the Nominating Committee chaired by Dr. Thomas Brandt, Publications and Website Committee under the direction of Dr. François Boller, the Membership Committee run by Dr. Marianne de Visser, and the Management Committee which all Trustees attended. Dr. Ted Munsat, as Chair of the Education Committee, held an Education Coordinators meeting to exchange views among member societies participating in the WFN CME program. We were pleased to have Dr. Sandra Olson, President, and Cathy Rydell, Chief Administrator, attend this meeting representing the American Academy of Neurology, which generously donates their highly rated periodical publication, *Continuum*, to WFN for use in our CME program.

During this interval, I attended the first Congress of the Latin American Federation of Neurology, which Dr. Jose Cuellar and his team organized in Santa Cruz on August 25-27, 2004. With the help of a bilingual medical student, Mirella Castro, who skillfully provided simultaneous interpretation, I was able to

participate in most scientific sessions, which were of high caliber. At the delegate meeting, which I also attended with her assistance, the discussion centered on the future administration of this newly organized Federation and its educational and research implications for Latin American neurologists. It was my pleasure to take part in this deliberation, which signaled a new initiative to unite forces to improve the level of neurological practice in this region. At the closing ceremony, I accepted, with pleasure, an honorary membership of the Bolivian Society of Neurology, and agreed to serve on the Editorial Board of their newly launched journal of Neurology. All in all, it was an interesting and enjoyable experience. I wish the new Federation all the best for continued success in promoting education and research unique to this area for the benefit of neurologists and neurological patients.

I then attended two international symposia of electrophysiology, the 8th International Evoked Potential Symposium held in Fukuoka from October 5 through 8, 2004 with Dr. Sadatoshi Tsuji as President, and the International Symposium on Clinical Neurophysiology which took place in Manila from October 11 to 13, 2004 under the direction of Dr. Edmundo Saniel and Dr. Emmanuel Eduardo. Both conferences were related to electrodiagnosis in clinical practice, with the Fukuoka conference dealing with diseases of the central nervous system, and the Manila congress, disorders of the peripheral neuromuscular system. These are important subspecialties of neurology, which play a critical role in the assessment of function and dysfunction of the nervous system.

I was happy to be able to join the large number of local and foreign participants from neighboring countries and appreciated carefully prepared teaching sessions with emphasis on clinical utilities of various diagnostic measures. The WFN advocates such practical symposia that contribute substantially to the continued medical education of neurologists in the region. I wish to take this opportunity to congratulate the organizers for a job well done.

Jun Kimura, MD
President, WFN

Atlas of Country Resources for Neurological Disorders

Neurologists worldwide will in a short time have access to *the Atlas of country resources for neurological disorders*. This is a great step forward. The project was initiated by WHO and has been made possible through the work by the national neurological societies, especially the WFN delegates, who have meticulously provided information on the structure, complexity and levels of neurological service in their countries. Thanks to their endeavours, a unique global review of the international level of neurological care is now available. The Atlas is one of the most comprehensive compilations of neurological resources in the world that has ever been attempted.

Neurological disorders constitute a large and increasing share of the global burden of disease. WHO and WFN are joined in an effort to improve human health worldwide by promoting prevention and care of persons with nervous system disorders. Stroke, dementia, epilepsy and Parkinson disease are important factors determining mortality and morbidity in all societies. The Atlas presents data from 109 countries spanning all six WHO regions and covers over 90% of the world population. The frequencies of some neurological disorders, both in primary care and in specialist care, have been estimated, and the number of neurological beds reviewed. The Atlas presents information about the number of neurologists, neurosurgeons, neuropaediatricians and neurological nurses. It summarises therapeutic drugs available in primary care and the level of subspecialized neurological services (neuroradiology, stroke centres). It provides information of the level of neurological training, financing for neurological services, disability benefits, neurological information-gathering systems and neurological associations and nongovernmental organizations for neurology. There is supplementary information given by leading international experts on epilepsy, cerebrovascular disease, headache, Parkinson disease, dementia and multiple sclerosis.

So far, we have had little knowledge about the resources available to meet the challenges represented by the global burden of neurological disorders, although we have known that they are disproportionately scarce. The Atlas presents the facts and figures and highlights the large inequalities across

regions and countries, with low-income developing countries having extremely meagre resources. While neurological service in Western countries varies from 1 to 10 neurologists per 100,000 inhabitants, neurology either does not exist or is only marginally present in major parts of the world. In his foreword, Dr. Saraceno at WHO points out that the Atlas may also assist health planners and policy-makers to identify areas that need urgent attention, to plan the upgrading of resources in those areas and serve as a baseline for monitoring the improvement in availability of resources for neurological care. Health professionals and nongovernmental organizations involved in caring for people with neurological disorders have the opportunity of using the Atlas data in their advocacy efforts for improving conditions for neurological patients.

WHO launched the Atlas project in 2000. The first book from the project provided regional and world figures on mental health resources in an illustrated Atlas of Mental Health Resources in the World 2001. WHO then decided to expand the Atlas project into the area of neurology and neurological services, as the next logical step in the work of WHO in assessing country resources—and consequently country needs—to control mental and neurological disorders.

The data should be considered as the best estimates available. However, since the data are mainly obtained from countries where there are neurologists or where such information exists, the real situation may still be underestimated. In addition, information about financing of care of neurological illnesses and human resources has not been available from all countries. It is also important to realise that the reported frequencies of neurological disorders represent estimates. They do not fulfil standard criteria for epidemiological research. The data are

therefore compared with the published evidence available from various countries and Dr. Tarun Dua has incorporated the results of this literature review as separate boxes. Neither do the data allow comparison of differences between rural or urban settings or across different regions within one country.

The Atlas of Country Resources for Neurological Disorders is a project of WHO headquarters, Geneva. It has been supervised and co-ordinated by Dr Leonid Prilipko and Dr Shekhar Saxena. Dr Benedetto Saraceno provided vision and guidance to the project. The project has been carried out in close collaboration with the WFN co-ordinated by Dr Johan A. Aarli. Dr Aleksandar Janca has provided technical guidance and has been involved in the development of the questionnaire and project initiation.

Dr Tarun Dua, who has been instrumental in the presentation of the book, carried out data analyses, writing of the report and overall project management. The work has been made possible thanks to key collaborators from all 6 WHO regional offices. They have all made significant contributions to the project. The Regional WFN Vice Presidents have been involved in the work, as have members of the WFN Public Relations Committee and the regional neurological organizations.

The Atlas will be presented during the World Congress of Neurology in Sydney in November 2005.



Johan A. Aarli
First Vice President, Chairman of the Public Relations and WHO Liaison Committee

WFN Book Sharing Programme: Annual report 2004 from Lithuania

Since the beginning of the WFN Book Sharing Programme in Lithuania in December 2003, we have received books from various donors. We would like to express our sincere gratitude to Professor Andrew Eisen (ALS Clinic, Vancouver General Hospital); Professor

Hermann Stefan; Dr Diana Schneider, Demos Publishing Inc; Cambridge University Press; Oxford University Press; Elsevier (U.S.); Professor Peter Dunne, Department of Neurology, College of Medicine, University of South Florida. Due to their donations Lithuanian

neurologists received in total 35 books during December 2003-October 2004. Despite its early stage of development, the WFN Book Sharing Programme is already well-known in the Lithuanian neurological society. The books we have received on neuro-radiology are very popular among both young neurologists and radiologists. Some volumes are shared between many staff members in the Department of Radiology and used as reference books in daily clinical practice of CT and MRI investigations.

Books received on epilepsy are broadly used by our neurologists-epileptologists. Epileptological services are still in the process of developing in these hospitals. With the appearance of new antiepileptic drugs in Lithuania the numbers of patients with epilepsy arriving for re-evaluation from Lithuanian villages or small

towns are quickly increasing. Our doctors started to organize epilepsy schools for patients, to give lectures on epilepsy issues to primary care physicians and to introduce other forms of education for public and professionals. Their feedback (questionnaire about WFN Book Sharing Programme and CME Programme) confirmed that donated epileptological materials are a very valuable source of information and education. Other books are also very popular, for example, *Cerebrovascular Ultrasound*. The popularity is easily explained by our current scientific projects related to the detection of cerebral microembolic signals by means of ultrasound (neurology) and relationship of atherosclerosis and endothelial dysfunction (cardiology). Books received on electromyography and evoked potentials are used not only for reference and education but also for

scientific background and research activity. *Neurological Disease in Women*, gained great popularity among presenters of the national conference "Neurology and women" held this year - at least four doctors shared these two books.

In conclusion, the WFN Book Sharing Programme continues to grow and develop in Lithuania, and we are happy to have the opportunity to participate. Until now we are not able to act as donors, however, we hope that gradual development of national economics and medical services will allow us to do so in the future.

Dalius Jatuzis, MD, PhD

WFN Educational Co-ordinator for Lithuania

CME Programmes in Russia

In line with the special attention of the WFN to the problems of Continuous Education in Neurology during recent years, and the initiatives and recommendations of the WFN Education Committee, the All-Russian Society of Neurologists has concentrated its efforts on the educational fields. Education and Neurology is one of the priorities of the All-Russian Society of Neurologists. The Education Committee of the All-Russian Society of Neurologists, chaired by academician of the RAMS Prof. E. Gusev, leads the main educational activities in Russian neurology. CME programs are focused on the main medical and social problems in Neurology with special attention both to clinical aspects and mechanisms of neurological disorders. Educational programs conducted in collaboration with international organizations (WFN, EFNS, EUREPA and others) and with the participation of international faculty are greatly appreciated. For several years, the WFN Programs have been successfully integrated into the system of CME in Russia. In addition, the traditional connections with the Neurological Societies in the FSU countries have formed the background for implementation of the WFN educational programs there. 25 Centres are working in different regions of Russia. The *Continuum* Courses are very valuable for the improvement of CME in Neurology in Russia as well as in other FSU countries.

According to our experience, the imple-

mentation of the *Continuum* Program after a conference or educational course dedicated to the same field in Neurology is very successful and provides the best way to integrate *Continuum* into the educational system in the country. Also, it facilitates the subsequent group discussion of the case management from the perspective of the practice common in the country and the region. For instance, in September 2003, the 1st Russian National Congress on Stroke and Cerebrovascular Pathology took place with the participation of over 1,000 Russian and 35 leading foreign specialists. The Congress included sophisticated scientific sessions and several Educational Courses; it was really successful. During this Congress, the "Acute Stroke Management Course" was introduced and then a program was started in many regions of the country. In 2000 and 2003 there were several Sessions on Parkinson's disease, organised in cooperation with EFNS, with the participation of leading specialists in Movement Disorders, and several groups studying a Parkinson Disease Course were formed. The international conference, "Epilepsy - Medical and Social Aspects, Diagnosis and Treatment" in April 2004, was organized in cooperation with the Commission of European Affairs of the ILAE and was very successful indeed. An outstanding international faculty took part in this meeting. About 1,000 neurologists, psychiatrists, child neurologists and health care specialists from all regions of Russia, including 30 delegates from FSU

countries, were present. The key issues in epileptology were covered, from genetics to social aspects. The International Educational Course in Eastern Siberia (Chita) became the extraordinary event for this region, with 400 participants (mostly neurologists and psychiatrists) from many Siberian cities and towns.

The WFN "Book exchange" program started in Russia in 2004 and was integrated in the system of CME. The books, sent to our country, are given, first of all, to the most active and productively working discussion groups in different regions of the country, making a link to the *Continuum* Program. For instance, after the International Conference on Epilepsy in Moscow, several discussion groups received the book "Challenge Epilepsy—New Anti-Epileptic Drugs", kindly donated by Prof. Stefan, and books on epilepsy generously sent by Prof. Kaste.

The books, received in line with the WFN program and given to the discussion groups during the study of the Course in the same field of neurology, turned out to be extremely valuable; for instance, books on Neuropsychology are very useful during the study of the Course "Disorders of Cognitive Functions" and "Dementia". Our society sends many thanks to Prof. Stefan, Prof. Kaste, Diana Schneider at Demos Publishing, publishers Elsevier and Oxford University Press, and Cambridge University Press for their important contribution to the Program. The WFN takes a pro-active and really

central role in this program, and we are sincerely grateful to Prof. Munsat, Mrs. Brough and Mr. Newton.

The development of the CME system in Neurology has been discussed during several special meetings of the Board of the All-Russian Society of Neurologists. Special round-table discussions, dedi-

cated to CME in Neurology and chaired by Prof. Munsat and Prof. Gusev, were organised in 2001 at the All-Russian Congress of Neurologists, in 2002 at the Man and Medicine Congress in Moscow, in 2003 at the Congress for Cerebrovascular Disorders. 134 neurologists were awarded the Diploma of the WFN. We are looking forward to continu-

ing the development of the CME system in Neurology in our country, as implementation of educational WFN Programs has proved to be really valuable and important.

Professor A. Guekht

WFN REGIONAL NEWS

Netherlands Society of Neurology



From left to right is: Dr. Aleyda Rivera (fourth year resident), Dr. Marco Tulio Medina, Program Director, Dr. Themis Enamorado (third year resident), Dr. Eunice Ramirez (second year resident), Dr. Roberto Padilla (fourth year resident), and Professor Claudia Amador (Associate Director of the Neurology Training Program).

An addition to the agenda of the Council of Delegates meeting on 5th September in Paris was the presentation of a cheque for euro 10,000 from the Netherlands Society of Neurology to Dr Marco Medina (Honduras) as a contribution to the Neurology Training Programme in that country (organised via the WFN

First International Lebanese Meeting of the Lebanese Society of Neurology and the Lebanese League Against Epilepsy

The meeting was held on 17-20 November 2004 in the Mövenpick Hotel and Resort, Beirut. The meeting hosted a number of exciting events as they invited distinguished speakers from the United States, Europe, Japan, the Middle East and Gulf region. Various topics of interest in Neurology were presented including Stroke, Movement Disorders, Epilepsy, Multiple Sclerosis, Neuro-pediatrics, Neuromuscular Disorders, Cognition and Dementia, Neuro-radiology and Pain. In addition to various satellite symposia, two educational

Education Programme). Dr Medina gave a brief outline of the important work being done in Honduras under his guidance and WFN Trustee, Dr Marianne de Visser, introduced Professor John Wokke, representing the Netherlands Society of Neurology Board of Directors who explained that their Society makes a donation every year to an approved project. He hoped this donation would set a good example to other national neurological societies, a sentiment echoed by WFN President, Dr Jun Kimura as he added his thanks, on behalf of all the WFN Trustees, to those of Dr Medina for this very generous donation.

courses were conducted: the CEMA Educational Course for Epilepsy and the Movement Disorders Course.

Dr. Kamal Kallab, President of the Lebanese Society of Neurology and Dr. Najji Riachi, President of the Lebanese League Against Epilepsy were behind the success of this meeting.

Dr. S M Al Deeb
Saudi Arabia

Neurology in Kazakhstan— A Personal Story

In September 2003, responding to an appeal in *World Neurology* by the then Chairman of the WFN Membership Committee, Dr Roberto Sica, for information about neurology in a number of

countries, Jonathan Newmark, M.D., neurologist and Colonel in the U.S. army, approached the WFN to say that he had a distant cousin in Almaty, Kazakhstan who was a retired neurologist. With the greatly appreciated assistance of Professor Alla Guekht from Russia, contact was established and Dr Newmark made plans for a visit to Kazakhstan in late 2004 accompanied by his Russian-speaking cousin resident in the United States. This is his account of what transpired.

My father's first cousin, Dr. Sima (short for Serafina) Isakova Kaplun, is now 80 years old. She is a neurologist in the pre-1989 Soviet sense of the word. In the Soviet system, the title of physician or doctor covered a wide variety of people, ranging from academic department heads all the way down to include those, mostly female, who in our system in the West would be called extenders or physician assistants. For her entire career she worked in public clinics.

Sima was helpful in putting me in touch with someone who I think will be an appropriate contact for the World Federation of Neurology, Dr. Roza Aldungarova. Dr. Aldungarova is a Ph.D who specializes in electrophysiology and epilepsy management. Sima arranged for us to meet at her office in one of the University-related clinics. She gave me information that I hope you will find valuable.

Kazakhstan is the world's ninth-largest country, but it is very thinly populated. The estimates are that two million people have left the country since independence in 1991, leaving no more than 15 million in a country the size of Western Europe. There are about seven medical schools in Kazakhstan. Prior to 1991 they were well connected with the rest of the Soviet system, and for specialties such as neurology, this meant that it was very easy to arrange further training in centers such as Moscow and Saint Petersburg. Dr. Aldungarova complained that since independence this is much more difficult

and neurology is consequently suffering. Even before independence, neurology training was much more ad hoc than we are used to in Western countries.

Dr. Aldungarova belongs to the International League against Epilepsy, and is listed on the ILAE's web site as the head of the Kazakhstani branch. I asked her about the practice of epileptology in Kazakhstan. They have a great deal of alcoholism-related epilepsy, and apparently treat it medically much as we do. She didn't mention epilepsy surgery at all. She claimed that their incidence of epilepsy is similar to those in other countries, including paediatric epilepsy. I couldn't resist asking her if Kazakhstan requires that driving privileges be suspended after a seizure, and was amused to hear her say that yes, people may drive after a seizure, but only their own vehicle. If they are bus or truck drivers they can't work.



I think the WFN might well be able to assist Kazakhstan. The country is certainly not the poorest—in fact, it is potentially one of the world's richest countries because of the oil and gas reserves it possesses—and has a nucleus of highly educated people who are now partly cut off from their previous scientific and academic connections in Russia. The neurology community there would appear to be ripe for additional training. Russian-speaking guest lecturers would be welcomed with particularly open arms at the University. The model I have in mind is of Dr. Ralph Jozefowicz of the University of Rochester in the USA, who speaks fluent Polish and spends one month a year in Poland lecturing on neurology to Polish students and physicians. Were there Russian-speaking neurologists with access to more up-to-date neurological practice and willing to share their expertise, perhaps the WFN might be able to facilitate this.

Jonathan Newmark, M.D.

12th Annual Conference of Indian Academy of Neurology



Left to right: N.H. Chandak, P. Satishchandra (Treasurer), S.M. Katrak (Vice President), S. Prabhakar (President), Anbumani Ramadoss (Chief Guest), G.M. Taori (Patrons), M.M. Mehndiratta (Hon. Secretary) and Chandrashekhhar Meshram (Organizing Secretary).

The conference was held from 29-31 October at Hotel Centre Point, Ramdaspath, Nagpur in the state of Maharashtra, India.

The 12th Annual Conference of the Indian Academy of Neurology was inaugurated by the Minister for Health and Family Welfare, Govt. of India, Dr. Anbumani Ramadoss at Vasantrao in October 2004 at Nagpur. 600 Neurologists/Neuroscientists from India and from the adjoining Asian countries participated in this three-day Conference. The International faculty included John Newsom-Davis (UK), Louis Caplan (USA), Kailash Bhatia (UK), Daniel Truong (USA), Vorapun Senanarong (Thailand), and Sunita Dergalaust (USA).

The conference was full of scientific deliberations, which included CME, Guest Lectures, symposia, award paper sessions, and platform and poster presentations. In all 140 abstracts were discussed in the various presentations.

CME was held on 29th October on topics such as Evidence-based practices, cluster headache, intracranial hypertension, painful neuropathies, Neuro muscular disorders. In the symposium on Early Cognitive Impairment talks were given on: Normal Aging & Cognition, Current Status of Mild Cognitive Impairment, Vascular Cognitive Impairment and Pharmacotherapy of Early cognitive Impairment. Day 2 started with guest lectures delivered by John Newsom-Davis on Myasthenia Gravis: New Discoveries and Therapeutic Implications and Daniel Truong spoke on Spasmodic Dysphonia:

Clinical Presentations & Differential Diagnosis. S. Prabhakar delivered the Presidential Oration on the Impact of Molecular Diagnosis in Clinical Neurology. The IAN Oration by John Newsom-Davis was on Antibody Mediated ION Channelopathies. In the symposium on Pediatric Neurology topics discussed were: Neuro-behavioral disorders in children, PANDAS—recent advances, Inherited (Congenital) and Acquired autoimmune myasthenia in children—diagnosis and management—John Newsom-Davis.

On 31st October Kailash Bhatia spoke on Dystonia: Update on classification Genetics and an approach to investigation and management and Daniel Truong spoke on Treatment of Parkinson's Disease 2004 and Beyond in the breakfast session. Krishnamoorthy Srinivas delivered the Dr. Baldev Singh Oration on Mind, brain and music while Louis Robert Caplan delivered the prestigious Dr. N. H. Wadia Oration on Cerebellar Infarction. In the symposium on Central Demyelinating Disorders, the topics covered were primary demyelination, acute disseminated encephalomyelitis tumefactive demyelination, and Pathology of Central Demyelination. In the post Conference CME, lectures were delivered by Louis Caplan, Daniel Truong and Kailash Bhatia.

J. S. Chopra (Founder President), N. H. Wadia (Patron), and B. S. Singhal (Patron), gave guidance from time to time to the Organizing Secretary.

Chandrashekhhar Meshram M.D
Nagpur, India.

Report of the Danube Clinical Neurology Training Course—Multiple Sclerosis, Headache and Parkinson's disease (27-28 May 2004, Szeged, Hungary)

The **Danube Clinical Neurology Training Course** was held in Szeged, Hungary between 27-28 May, 2004, under the joint organization of the Department of Neurology of the University Szeged and the International Danube Neurology Association. The international meeting was the first of its kind. It was meant to be an educational course, mainly for young neurologists in the clinical scientific field of neurology, trainees and PhD-students from Central and East European countries, focusing on three main fields in neurology: Multiple sclerosis, Headache and Parkinson's disease.

More than 200 registered participants from more than 20 countries in, and even outside of Europe attended the Training Course. Excellent speakers were invited to give plenary lectures. They were: **H. Lassmann (Wien), B. Hemmer (Düsseldorf), L. Kappos (Basel), F. Deisenhammer (Innsbruck), Edvinsson (Lund), J. Haan (Leiden), J. Tajti (Szeged), L. Vecsei (Szeged), P. Riederer (Würzburg), H. Reichmann (Dresden), A. Korczyn (Tel Aviv), F. Gerstenbrand (Wien).**

The Teaching Course furthermore served as a meeting-point for specialists in Multiple sclerosis. On the first day of the meeting, 24 colleagues from Central and Eastern-Europe presented the experience of their MS-Centers. The following countries gave a presentation of their MS-Centers: Bulgaria, Czech Republic, Hungary, Poland, Romania, Russia, Serbia and Montenegro, Slovakia and Slovenia.

The scientific programme of the Training Course was evaluated and accredited by the Hungarian Center for Postgraduate Education for high quality 16 CME credit points.

The first day's welcome reception was a perfect event for the celebration of Professor Gerstenbrand's 80th birthday. There was a huge birthday cake for all participants. Professor Endre Csanda


gave a speech on this occasion, underlining, among others, Professor Gerstenbrand's great personality, humanity, precise and punctual working ability and enthusiasm, friendliness, and diplomatic and organizing skills in creating a bridge between East and West, with the help of the Danube Symposium. Professor Gerstenbrand expressed his cordial thanks towards the organizers for

this great surprise. Being Honorary President of the Danube Symposium, he appreciated the work of the Head Office in Szeged for serving as a bridge between the former East and West.

Prof. Laszlo Vecsei
Secretary General
Danube Symposium

Prof. Leontino Battistin
Vice-President,
WFN

INFO 2004—Vietnam



Standing from left to right: Daniel Truong (USA), Jagjit Chopra (India), Francois Boller (France), Hinh Duc Le (Vietnam), Robert Daroff (USA), Jun Kimura (Japan), Robert Lisak (USA), Amos Korczyn (Israel), William Weiner (USA), Lisa Shulman (USA)
Second row from left to right: Phuoc Van Dang (Vietnam), Minh Le (Vietnam), Hung Thy Nguyen (Vietnam), Cuong Quang Le (Vietnam) and Raymond Rosales (Philippines)

Ho Chi Minh City (also known as Saigon) recently hosted their first time international meeting. One hundred and thirty participants came from Thailand, Philippines, India, Singapore, Germany, Israel, Hungary and the USA. The International Neurological Forum or INFO 2004 was organized by Daniel Truong from the Parkinson's and Movement Disorders Institute and Robert Daroff, MD with the assistance of Minh Le from the Medical College of the University of Saigon. The impetus for the meeting was to foster collaboration between neurologists who were trained in the US during the embargo and those currently based in the US. The Parkinson's and Movement Disorder Foundation sponsored the major portion

of the meeting. The panelists were world leaders in neurology, such as Robert Daroff, Jun Kimura (President WFN), Mark Hallett, Joseph Jankovic, Francois Boller, William Weiner, Amos Korczyn, Laszlo Vecsei, Lisa Shulman, Stanley van den Noort, Robert Lisak, Daniel Truong, Raymond Rosales, E.K. Tan, and Jagjit Chopra. Topics discussed included movement disorders, Parkinson's disease, stroke, white matter disease and neuropathic pain. Dr. Daroff also gave a moving talk about his experience as the first neurologist in the US force during the Vietnam conflict. The event was very well received by participants, and has inspired the INFO 2005 committee to begin organizing next year's event.

WFN JUNIOR TRAVELLING FELLOWSHIP 2004 REPORTS

I had the great opportunity to attend the **7th Summer School of Myology Training**—sponsored by the French Association for Muscular Dystrophy offered at The Pitié Salpêtrière in Paris, France. For me it was a remarkable experience to participate in the lectures

offered by world renown neurologists in the areas of neuromuscular diseases and to learn about the outstanding developments in research for molecular genetics to treat such health problems and how the implementation of such techniques has been a key element in

diagnostic studies. After attending the seminar I returned to Honduras very motivated to share what I learned with the Neurology residents in our program, which is also sponsored by the WFN.

In addition to my personal professional enrichment, I believe that an added benefit is that next year several professors from the Pitié Salpêtrière's Myology Institute have agreed to attend a tutorial seminar in Honduras or Central America as we requested, because the faculty staff at the Neurology Program in Honduras believes that it is very important to increase our knowledge in this type of diseases.

Finally, I am expressing my gratitude to the World Federation of Neurology for all the support I received and encourage you to continue this support in order to provide assistance to young Neurologists worldwide.

Dra Claudia Amador

University of Honduras, Neurology Program

Please accept my gratefulness for the Travelling Fellowship which helped me to attend the VI European Epilepsy Congress held in Vienna, Austria, May 30th to June 3rd 2004. Besides the main platform and poster sessions, which were of great interest and usefulness for me, I also attended a few teaching courses on the treatment of epilepsies. As one of the representatives from my country, I took part in the General Assembly of European Chapters of the International League Against Epilepsy, as well as the Special Group of South and Eastern European countries and EUREPA (European epilepsy teaching academy). The Congress was also a nice opportunity to meet colleagues from other countries and to share experiences.

Emilija Cvetkovska,

R.Macedonia

I would like to thank the World Federation of Neurology for the WFN Junior Travelling Fellowship-2004 to attend the III Ibero-American Congress on Epilepsy that was held in Mexico City, July 2nd to 5th, 2004. This award allowed me to take part in the above congress, where I presented a poster entitled "Focal Epilepsy in Childhood without EEG Abnormalities." Every poster was properly discussed in the poster sessions. This was

my first presentation in a congress held abroad and it will encourage me to continue my work in the epilepsy area. All abstracts, including mine, were published in the *Mexican Journal of Neurosciences* which was a pretty good surprise; thus, they are available in the edition corresponding to the months of May-June. There were a lot of interesting lectures mainly about the fields of epidemiology of epilepsy in the Latin-American countries, pathogenesis, current therapy, controversial pharmacological issues, and refractory epilepsy which gave a good overview of achievements in epilepsy research. One of the things I most liked was a very interesting symposium on Surgery of Epilepsy that provided the scientific results and criteria of many teamworks, especially from Chile, Uruguay, Mexico and Brazil, for the surgical treatment of refractory epilepsy in our countries. Finally I was included as a member of the Latin-American Committee for the Surgery of Epilepsy which will allow me to contribute to the development of this field in my country.

Leonides Canuet

Santiago de Cuba. Cuba

I thank WFN very much for the great opportunity to register for this wonderful Congress of EFNS in Sept. 2004 at Paris and to see the great and beautiful capital city of France. It was the first time in my life that I had the chance to travel abroad. In the Congress I met many foreign neurologists and researchers. I attended lectures on stroke, epilepsy, and multiple sclerosis and gained a great deal from them. I collected much useful material from the Congress, and presented a short report and seminar to my colleagues about my attendance and travels. My teacher and Head of the Association, 'Mon neurology', Dr D.Baasanjav, was very impressed and he looks forward to a deep cooperation with the WFN. Having attended this Congress, I now have a great dream and aspiration to know more about neurology and neuroscience in the developing countries of the world. It is my hope to see a great change and modification in neurology in my country and I want to do work in neuroscience.

Shuren Dashzeveg

Mongolia

As a winner of the GlaxoSmithKline Junior Travelling Fellowship I attended the 8th Congress of the European

Federation of Neurological Societies which was held in Paris, September 4-7, 2004. During the Conference with more than 3000 participants, I presented my scientific work: "The significance of decreased insulin sensitivity as the possible atherogenesis activity indicator in ischemic stroke and asymptomatic carotid artery stenosis in non diabetics" in Poster session II—Cerebrovascular Diseases. The presentation of the poster and discussion about it was very successful. I also attended the teaching course in neurosonology which was very interesting and informative. I took part in the Meeting of the EFNS Subcommittee for the training of young neurologists. This meeting was very useful because we were informed about the possibilities for young neurologists training in western European neurological centers. After the conference I informed colleagues of mine in Serbia about these possibilities and how they can apply. During the Congress and YNT Meeting I made some plans with other colleagues about the possibilities for my further neurological education, and also about the collaboration between my and other European neurological institutions. The social as well as the scientific part of the conference was very interesting and nice. I wish to thank GlaxoSmithKline and World Federation of Neurology for giving me the opportunity to attend this Congress.

Milija Mijajlovic

Institute of Neurology, Clinical Center of Serbia

I was delighted to win a 2004 GlaxoSmithKline Junior Travelling Fellowship, which gave me the chance to attend the 8th EFNS Congress, held in Paris, France on September 4-7, 2004. The Congress was really a great success. It was attended by a large number of participants from all over the world. The scientific programme was of a very high academic quality, covering almost all aspects of neurology by expert speakers. It indeed offered me a unique opportunity to update my knowledge about recent developments in neurology. I enjoyed very much all the sessions I attended. I found the sessions on movement disorders most helpful. Thank you very much WFN and GlaxoSmithKline for this unforgettable experience. My thanks extend to the host country, France, for the very warm welcome.

Dr. Maha A. M. El Zubeir

Sudan

BOOK REVIEWS

Adult Stem Cells

Editor : Kursad Turksen
 ISBN : 1-58829-152-9
 No. of pages: 346
 Publication Date : 2004
 Publishers : The Humana Press

Despite advances in modern medicine, the ability to repair damaged organs has been far from satisfactory. The possibility of regeneration of tissues by use of embryonic or fetal stem cells and cloned cells is under intense investigations but ethical and legal concerns are limiting progress in research. Adult stem cells, free from these problems, are an attractive alternative. This book "Adult Stem Cells" has contributions from internationally acclaimed scientists in 16 chapters dealing with the remarkable plasticity of these stem cells to assume diverse cell types, when exposed to the appropriate environment, opening up exciting opportunities for application in regenerative medicine. The characterisation, regulation of differentiation of stem cells from varied sources, skeletal muscle, bone marrow, dental pulp, prostate, kidney, retina, iris, inner ear and other tissues have been exhaustively reviewed and critically analysed. Of special interest to neurologists are the chapters, "gene therapy using muscle-derived stem cells" and from "marrow to brain". Hope of treatment of progressive disorders like muscular dystrophies, Parkinson's disease, Alzheimer's, dementia and motor

neuron disease by stem cell therapy is increasingly becoming a reality. This book will be useful for basic neuroscientists and also clinical neurologists interested in keeping abreast of the frontiers in neurosciences research.

M. Gourie-Devi
 Institute of Human Behavior and Allied Sciences, New Delhi

Victorian Incurables: A history of the Royal Hospital for Neurodisability, Putney

Author: G C Cook
 ISBN: 1-84104-090-8
 No. of pages: 272
 Price: £22.50
 Publication Date: 2004
 Publisher: Memoir Club

One hundred and fifty years ago the "Royal Hospital for Incurables" in London was founded. The need for such an institution was widely accepted at the time but it probably was Charles Dickens who drew attention to the dilemma now known as "bed blocking". He suggested a solution through a hospital that admitted those disabled by disease who required care in hospital until they died. Then as now patients who were admitted for treatment and nursing care frequently remained dependent on others as the result of incurable disease. Since the

advent of specific treatments (especially for tuberculosis and syphilis) "Incurables" have been re-named "Neuro-disability", and Hospice care has developed for patients with malignant diseases. We have lost the realism of our Victorian forebears and the name of this splendid institution has been changed so that public sensibility will not be offended. It is now "The Royal Hospital for Neurodisability".

This book charts the history of the hospital, especially the vicissitudes of fundraising and of buying votes for hospital admission. There is a fascinating account of the first one hundred admissions with diagnoses including "idiocy", "crippled and withered in every limb", "arms taken off by machine" and "spasmodic affection of muscles and nerves". This is contrasted with the same number admitted one hundred years later, where diagnostic precision does not alter the fact of incurability ("disseminated sclerosis", "syringomyelia", "post-encephalitic parkinsonism"). It could be argued that the facilities provided for this group of patients have diminished and continue to do so. They are now not as well provided for as they were a hundred years ago.

The book will be of interest to medical historians (especially neurologists) and to those interested in the history of medical politics. It is an easy and thought-provoking read.

Richard Godwin-Austen
 Nottingham, U.K.

CALENDAR

2005

1st International Congress on Immunodeficiency Disorders

28 February-2 March, 2005, Tehran, Iran

Website:
www.iaari.hbi.ir/icidad/INDEX2.HTM

7th International Conference AD/PD 2005

9-13 March, 2005, Sorrento, Italy

XVIIth World Congress of Neurology

5-11 November, 2005, Sydney, Australia

Contact: WCN2005 Congress Secretariat, GPO Box 2609, Sydney NSW 2001, Australia.
 E-mail: wcn2005@icmsaust.com.au
 Website: www.wcn2005.com

Website: www.kenes.com/adpd/

7th Neurochemistry Winter Conference

2-7 April, 2005, Sölden, Austria

Website: www.sambax.com/nwc2005/

57th Annual Meeting of American Academy of Neurology

9-16 April, 2005, Miami Beach, Florida, USA

Contact: AAN, 1080 Montreal Avenue, St. Paul, MN 55116
 Website: www.aan.com

12th European Congress of Clinical Neurophysiology

11-13 May, 2005, Stockholm, Sweden

Website:
www1.stocon.se/wms/9/9539.asp

14th European Stroke Conference

25-28 May, 2005, Bologna, Italy

Website: www.eurostroke.org

16th International Congress on Parkinson's Disease and Related Disorders

5-9 June, 2005, Berlin, Germany

Website:
www.parkinson-berlin.de/

8th European Congress of Neuropathology

25-28 June, 2005, Amsterdam, The Netherlands

Website:
www.euro-cns.org/congresneur.php

6th Biennial Convention of the ASEAN Neurological Association (ASNA) and 6th Biennial Meeting of the Indonesian Neurological Association (INA)

21-23 July, 2005, Jakarta, Indonesia

Website: www.asna.perdossi.or.id

5th World Stroke Congress, Vancouver, June 23-24, 2004

The Canadian Stroke Consortium (CSC) hosted the 5th World Stroke Congress in Vancouver, British Columbia. Two thousand four hundred and ninety-seven delegates from 73 countries came together in Vancouver to focus on stroke. This included 49 scholarship recipients from developing countries. Over 1200 papers were presented including the unveiling of Phase II Trial that showed for the first time promising results in the treatment of intracerebral hemorrhage.

The Congress featured several initiatives. A special session was devoted to "Stroke: Global solutions" which concluded with the announcement of a World Stroke Day Proclamation, which emphasized the growing epidemic, exhorted the joining of forces to prevent stroke, the ensuring that what we know becomes what we do, the building of transdisciplinary teams for stroke, care and rehabilitation and the active engagement of the public around the world. A working group, chaired by Vladimir Hachinski, has been struck to bring about its implementation.

The Global Stroke Initiative, a joint project of the WHO/World Federation of Neurology and the International Stroke Society (ISS) was featured in the first plenary

session and also in a special symposium, giving new impetus to this ongoing project under the leadership of Ruth Bonita, Thomas Truelsen and Frank Yatsu. Additionally, a working group on professional education has been struck under the leadership of Michael Brainin, which is carrying out a survey of online stroke resources for professionals under the guidance of Ellen Magnis, Vice-President of the American Stroke Association and finding ways of basic training in stroke for physicians in developing countries.

The chairs of each session were asked to convey the main conclusions of their sessions to one of three individuals: Werner Hacke, Daniel Hanley or Graeme Hankey, who in the last session of the Congress summarized all that was new, valid and important in acute stroke, rehabilitation and prevention, respectively. Vladimir Hachinski summed up the highlights of the Congress, which concluded with a lecture by Michael Hennerici, recipient of the ISS Mihara International Award.

Stroke gained considerable coverage in the international and national media and commitments were made by the organizers of the Cape Town Stroke Congress in

2006, Natan Bornstein and Julian Bogousslavsky and the organizer of the next World Stroke Congress in Vienna in 2008, Michael Brainin to continue to hold a plenary session on "Stroke: Global solutions" and to continue the initiative of forming working groups that will work on highly promising and important areas to accomplish the tasks between congresses and institutionalize the results of their efforts upon dissolution of the working groups, which occurs upon completion of their projects.

The Congress was successful scientifically, culturally and financially. The proceeds of the Congress will be shared among the International Stroke Society, The Canadian Stroke Consortium and other participating partners. All this was achieved through the tremendous collaboration and hard work of many people, including the Chairs of the Congress and the Scientific Program Committee, Vladimir Hachinski and John W. Norris, the Chair of the Local Organizing Committee Philip Teal, and several members of the Board of the Canadian Stroke Consortium including Ashfaq Shuaib was responsible for the abstract review. Alastair Buchan, along with Philip Teal, organized a remarkable and successful satellite meeting, the 8th International Symposium on Thrombolysis and Acute Stroke Therapy in Whistler, British Columbia. In addition, members of the host society (CSC), members of the two cosponsoring organizations, the National Stroke Association, particularly Dan Hanley, and the Canadian Stroke Network, especially Antoine Hakim, contributed to the Congress accomplishments. Last and most, thanks are due to Donna Huber, Executive Manager of the Canadian Stroke Consortium.

We look forward to the investment of the profits of the Congress into projects to further stroke awareness, treatment, rehabilitation and prevention and to the continuing work between congresses, wishing their organizers even greater success than we were privileged to enjoy.

Vladimir Hachinski

Co-chair, 5th World Congress

John W. Norris

Co-chair, 5th World Congress

Philip A. Teal

Chair, Local Organizing Committee



Philip Teal, Chair Local Organizing Committee (*second from left*), James F. Toole, President ISS (*third from left*), Daniel Hanley, National Stroke Association, (*fourth from left*), Vladimir Hachinski, Chair of Congress and Scientific Program Committee (*sixth from left*), John W. Norris, Chair of Congress and Scientific Program Committee (*seventh from left*)

Elsevier

YOUR GATEWAY to SCIENCE


What's New in Neurology...

Advances in Clinical Neurophysiology

Volume 57, Supplement to Clinical Neurophysiology

Proceedings of the 27th International Congress of Clinical Neurophysiology, AAEM 50th Anniversary and the 57th Annual Meeting of the ACNS Joint Meeting, San Francisco, CA, USA, 15-20 September 2003

*M. Hallett, L. H. Phillips II,
D.L. Schomer and J.M.
Massey*



This title provides an update on a broad range of topics, from EEG to EMG, from evoked potentials to magnetic brain stimulation, from neuroimaging to operating room monitoring, from autonomic function testing to polysomnography. There was also emphasis on diseases that clinical neurophysiologists see, e.g. updates on neuropathies, myopathies, the epilepsies, movement disorders and genetics. The chapters of the book derive from plenary lectures and symposia.

ISBN: 0444514392 • 2004 • hardback • euro 140 / £ 97


www.elsevier.com/locate/isbn/0444514392

Electromyography and Neuromuscular Disorders Clinical Electrophysiologic Correlations, 2nd edition

Textbook with CD Rom

*D.C. Preston &
B.E. Shapiro*

This New Edition delivers, in a straightforward manner, all of the information readers need to understand and interpret electrodiagnostic studies. It emphasizes clinical/neurophysiological correlations and uses a practical, hands-on, interactive approach throughout. With new chapters on electrical safety and the use of EMG in the ICU and the inclusion of a bonus DVD with over 75 EMG waveforms this resource continues to be the single source to consult for guidance on the clinical and electrophysiological evaluation of disorders of the peripheral nervous system.



KEY FEATURES

- Delivers new chapters on electrical safety (including absolute and relative contraindications for EMG and NCS), the use of EMGs in the ICU, and basic statistics for electrodiagnostic studies
- Includes a new bonus DVD with over 70 waveforms, enabling readers to see and hear all of the waveforms discussed in the text.
- Provides new discussions of pediatric EMG.
- Discusses new disorders such as paralytic poliomyelitis caused by West Nile virus.

ISBN 075067492X • February 2005 • Hardback • 500
Illustrations • Butterworth Heinemann Health • £94.00/
euro 141.00

Elsevier

YOUR GATEWAY to SCIENCE

What's New in Neurology...

Advanced Therapy In Headache, 2nd Edition

An Illustrated Guide to Understanding the Treatment and Control of Headache

R. Allan Purdy, Alan M. Rapoport, Fred D. Sheftell and Stewart J. Tepper

This unique book draws on the real-world experience of leading practitioners to offer proven diagnosis and management techniques for primary headache disorders, secondary disorders, and unusual headache disorders. It uses the case study approach to mirror clinical practice.

KEY FEATURES

- Discusses headache diagnosis and management in a case study format
- Covers both primary headache disorders and secondary, rare, and unusual headaches
- Includes a CD-ROM with complete text and illustrations

ISBN 1550092529 ● December 2004 ● Hardback ● 464 Pages
● BC Decker ● Price: £76.00 / euro 114.00

Come and meet us

Elsevier attends many scientific meetings each year.

Below please find a list of meetings at which we will have one or more booths in 2005. Please come and visit us to browse the latest releases in our book program, see online demonstrations of our electronic products and services, and to get free sample copies of our journals.

12th European Congress of Clinical Neurophysiology, 11-13 May, Stockholm

15th European Neurological Society Meeting (ENS)
18-22 June, Vienna, Austria

9th European Federation of Neurological Societies Congress,
17-20 September, Athens, Greece

WASM 1st Congress (World Association of Sleep Medicine) 13-18 Oct,
Berlin, Germany

XVIIIth World Congress of Neurology,
5-13 Nov, Sydney, Australia

We look forward to seeing you!



Announcement

Two Scientific Awards for papers published in Journal of the Neurological Sciences

Under the auspices of the World Federation of Neurology, Elsevier has established two scientific awards for young basic neuroscientists and clinical neurologists.

Award

- A certificate designating the recipient of the Basic Science or Clinical Neurology Award.
- A cheque for US \$ 3,000 to be presented at the VIIIth Congress of Neurology Sydney, Australia, 5-11 November 2005.

Eligibility

The applicant should be:

- A young investigator (post-doctoral fellow or a person in junior academic rank for 5 years or less at the time of submission).
- Candidates who qualify and who would like to be considered should indicate so and include a separate letter of eligibility to the Editor-in-Chief at the time of submission.

Application procedure

- A current curriculum vitae.
- An original manuscript (basic or clinical) of a neurological study in which the applicant is the primary investigator and the first author.
- A letter from the candidate stating his/her interest in being considered.
- The manuscript should conform to the style and format of the *Journal of the Neurological Sciences*.
- Submitted manuscripts will be reviewed by an Editorial Board panel and the two manuscripts selected for awards will have been accepted for publication in the *Journal of the Neurological Sciences*.

Manuscripts co-authored by a member of any of the WFN Committees will not be eligible for either of the two awards. All manuscripts will be the property of the *Journal of the Neurological Sciences*.

Manuscripts submitted from 1 January 2005 will be eligible for consideration.

Deadline for receipt of papers for the 2005 awards: 1 July 2005.

For more information about the journal or how to submit your paper to the *Journal of the Neurological Sciences*, please visit <http://authors.elsevier.com/journal/jns>



Bid for the **XIX**
World Congress
of Neurology

Madrid 2009

Spanish neurologists are eager to host neuroscientists from all over the world in 2009.

Five reasons to give your vote to Madrid:



SCIENCE: Evolved from Tradition and Progress.



CAJAL'S LEGACY: Home of Cajal's greatest achievements.



DESIGN: Modern, comfortable and excellent infrastructure.



TOURISM: Combines history, art, culture, leisure and hospitality.



AVAILABILITY: secured and a wide range of hotels at most competitive rates.



SOCIEDAD ESPAÑOLA DE NEUROLOGÍA

Ask your delegate to vote Spain for holding the 2009 World Congress of Neurology.
<http://www.madridWCN2009.com>

Madrid