

The future of a young neurologist's career in latin America

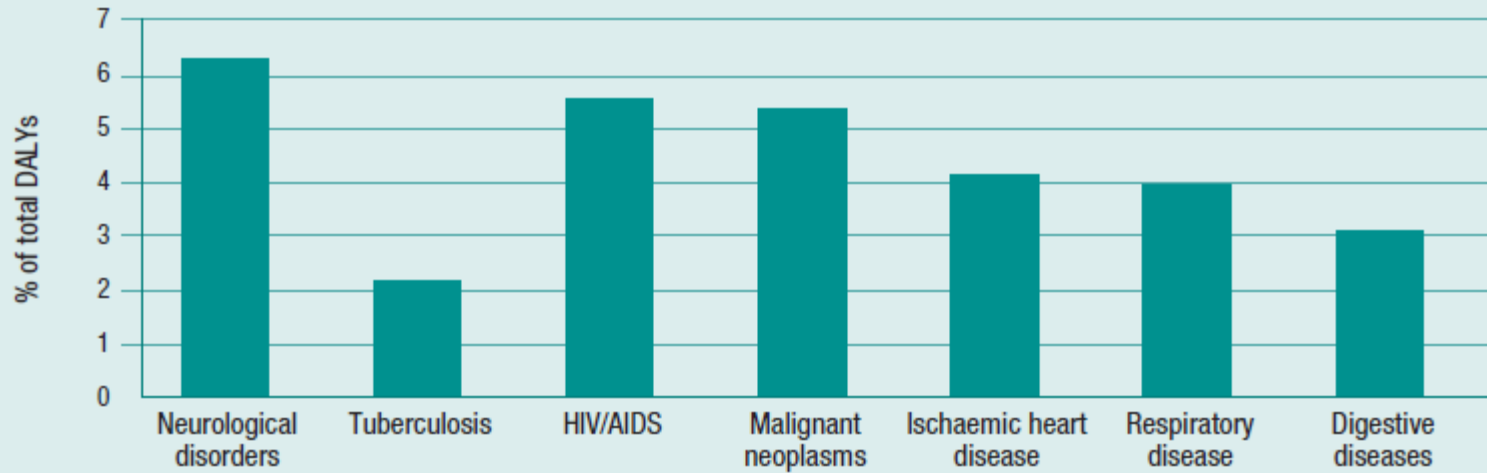
Prof. Dr. Fernando Vergara

Cost estimates of major diseases in the European Union

DiLuca M. Olesen J 2014

- Brain disorders 798 billion euros
- Cardiovascular disorders 192 billion euros
- Cancer 150-250 billion euros

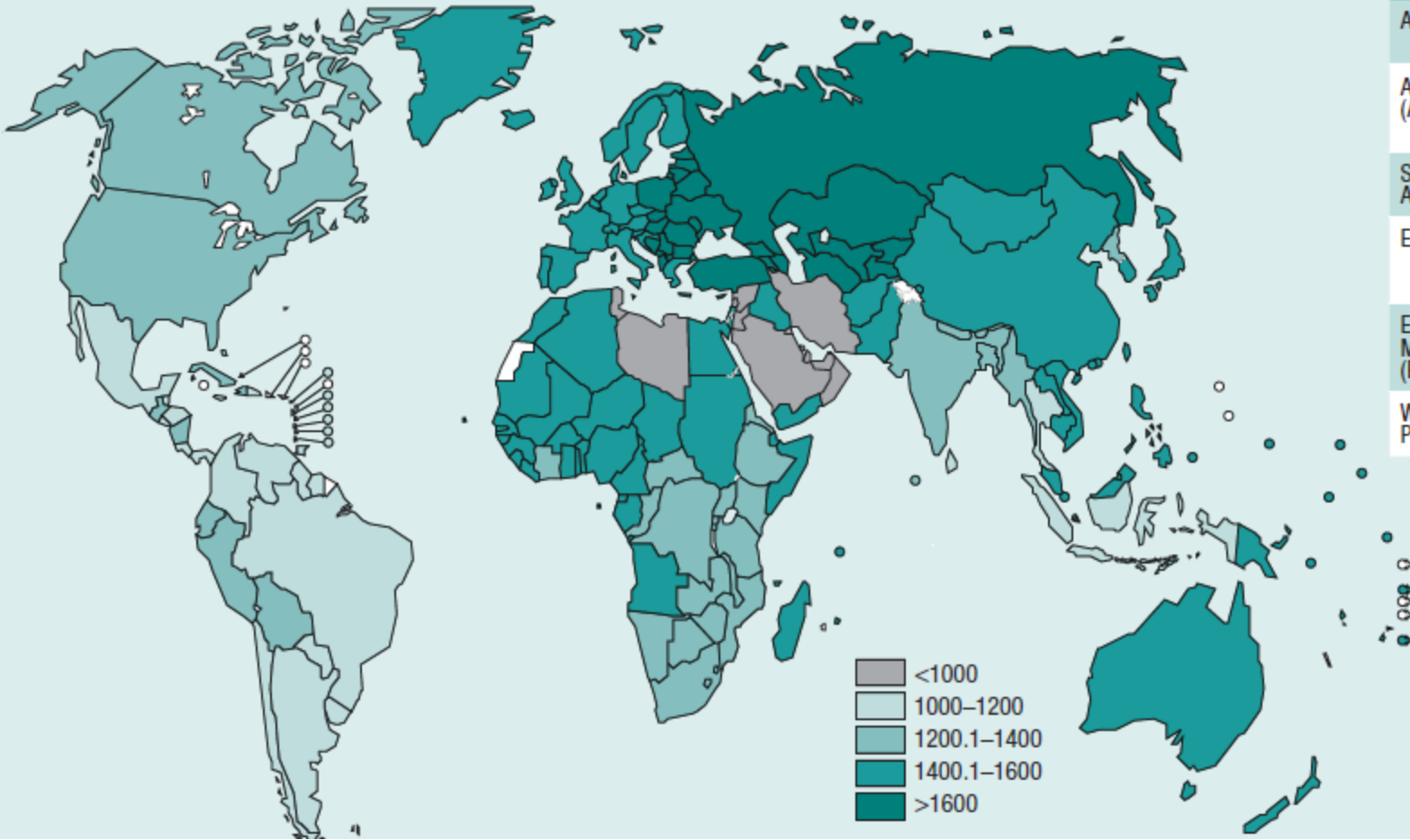
Figure 2.1 Percentage of total DALYs for selected diseases^a and neurological disorders^b



^a GBD cause categories

^b Neuropsychiatric plus other categories

Figure 2.4 DALYs per 100 000 population associated with neurological disorders by WHO region and mortality stratum, 2005



Region	Mortality stratum	DALYs per 100 000 population
Africa (AFR)	Afr-D	1000–1200
	Afr-E	1000–1200
Americas (AMR)	Amr-A	1000–1200
	Amr-B	1000–1200
	Amr-D	1000–1200
South-East Asia (SEAR)	Sear-B	1000–1200
	Sear-D	1000–1200
Europe (EUR)	Eur-A	1000–1200
	Eur-B	1000–1200
	Eur-C	1000–1200
Eastern Mediterranean (EMR)	Emr-B	1000–1200
	Emr-D	1000–1200
Western Pacific (WPR)	Wpr-A	1000–1200
	Wpr-B	1000–1200

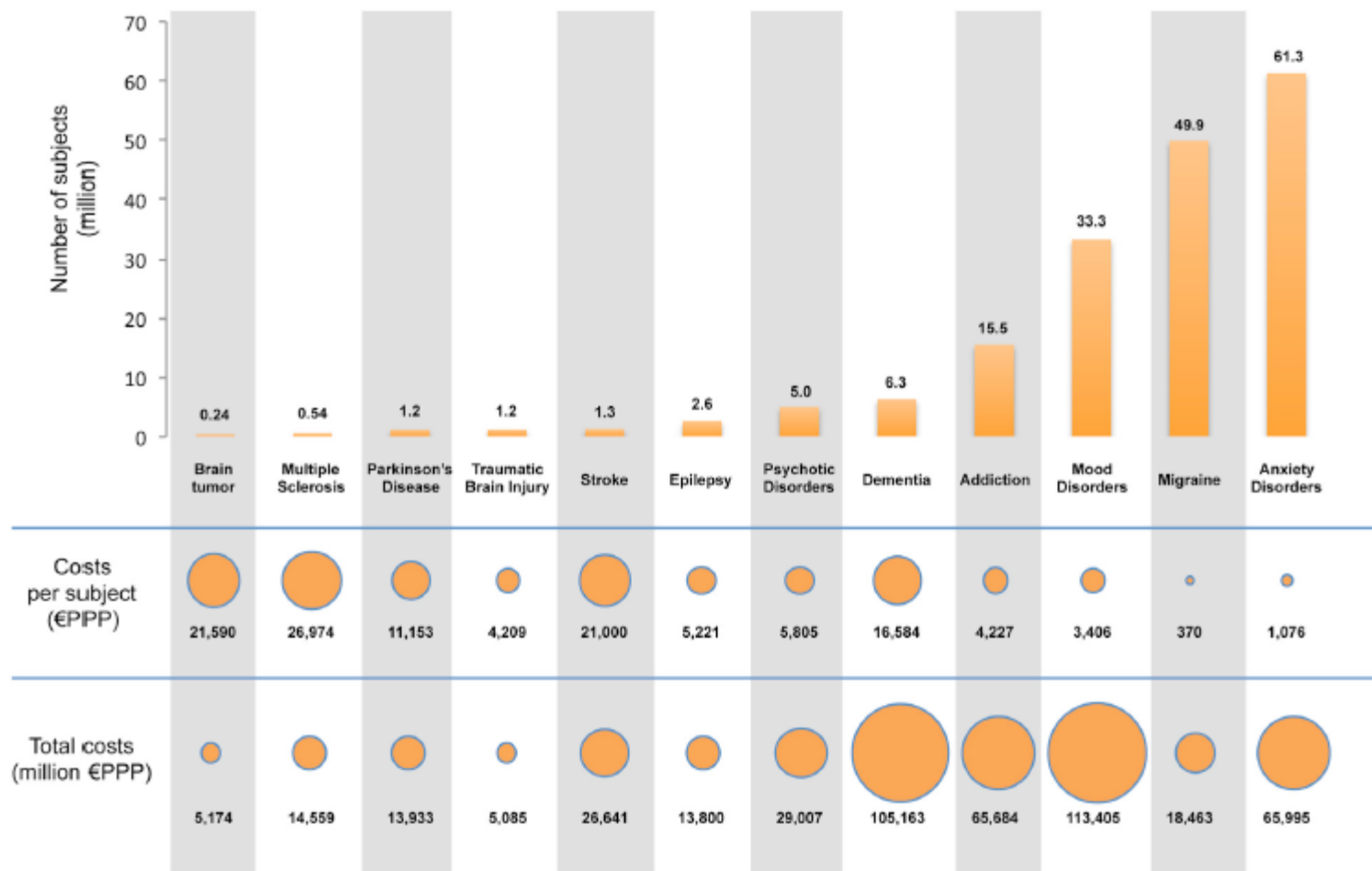
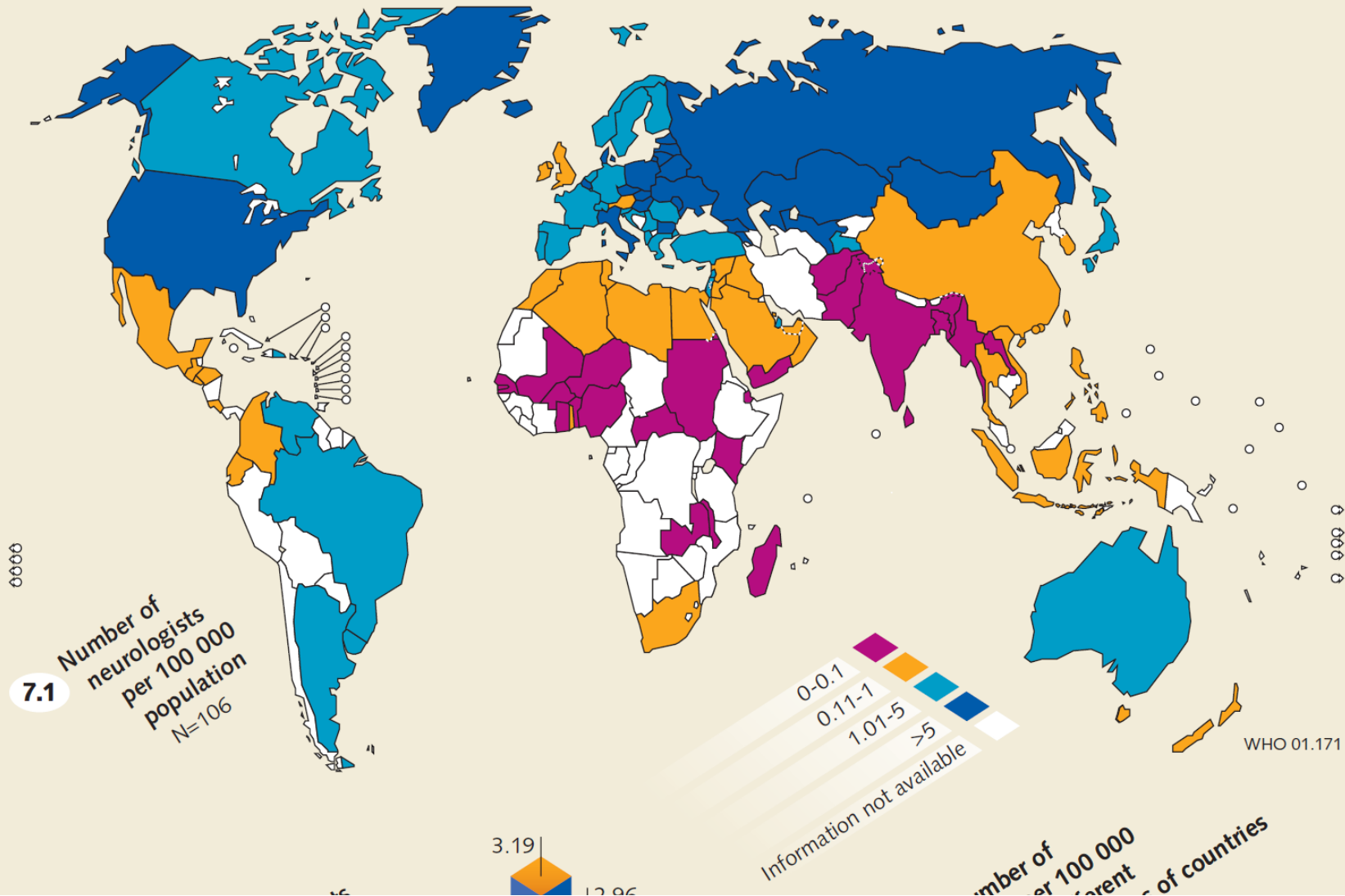


Figure 1. Cost of Disorders of the Brain in Europe in 2010



7.1

Number of neurologists per 100 000 population
N=106



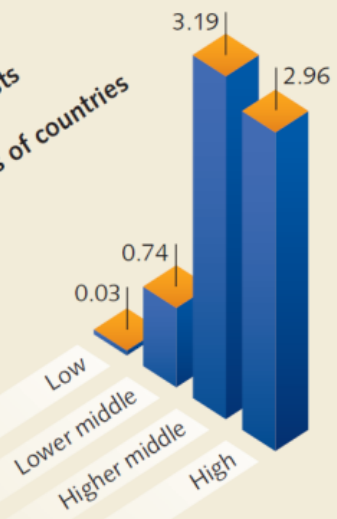
WHO 01.171



Number of neurologists per 100 000 population of countries

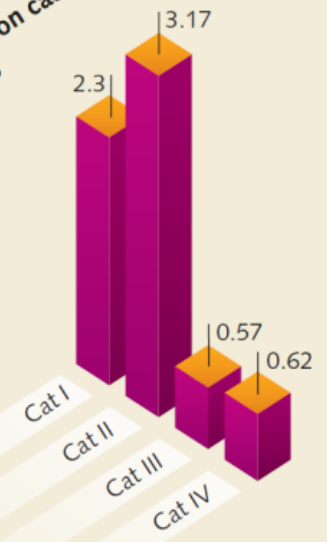
7.2

Median number of neurologists per 100 000 population in different income groups of countries
N=106



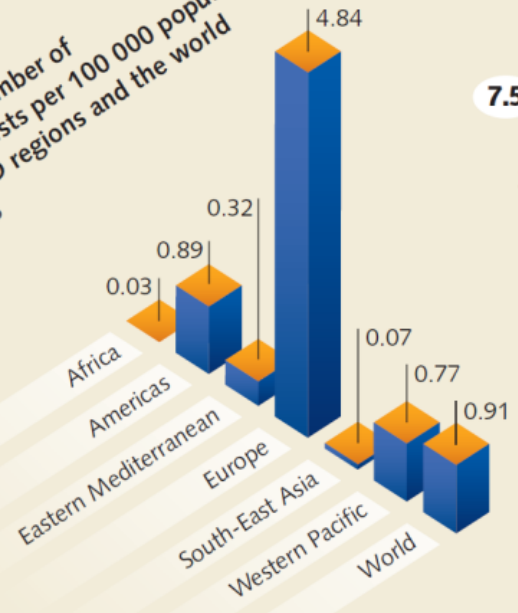
7.3

Median number of neurologists per 100 000 population in different population categories of countries
N=106



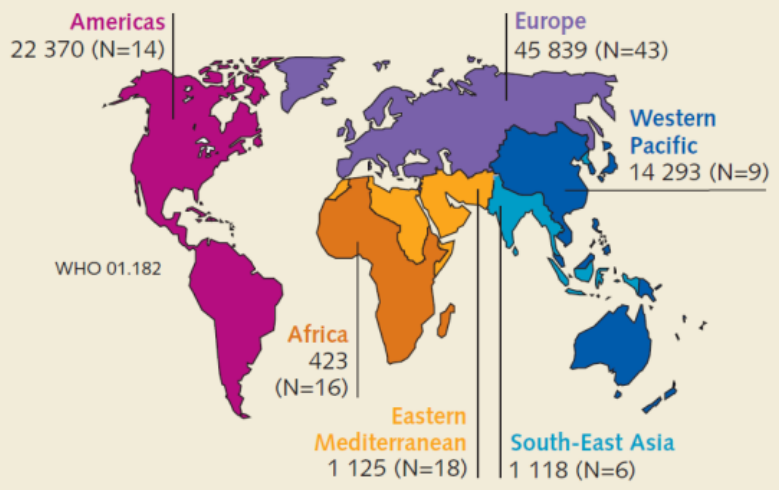
7.4

Median number of neurologists per 100 000 population in WHO regions and the world
N=106



7.5

Number of neurologists in WHO regions



Neurologists per 100.000 inhabitants South America (R. Nitrini)

	POPULATION	NEUROLOGISTS PER 100000
Argentina	39.934.100	2,62
Bolívia	10.227.300	0,54
Brasil	190.732.694	1,37
Chile	16.803.000	1,49
Colombia	48.320.000	1,63
Paraguay	6.238.400	0,48
Peru	28.220.764	1,48
Uruguay	3.250.000	3,38
TOTAL	343816258	1,62

SELECTED NEUROLOGISTS RESOURCES

	NEUROLOGISTS/100000
USA	5.23
EUROPE	4.84
SOUTH AMERICA	1.62
AMERICAS	0.89

Career options in neurology

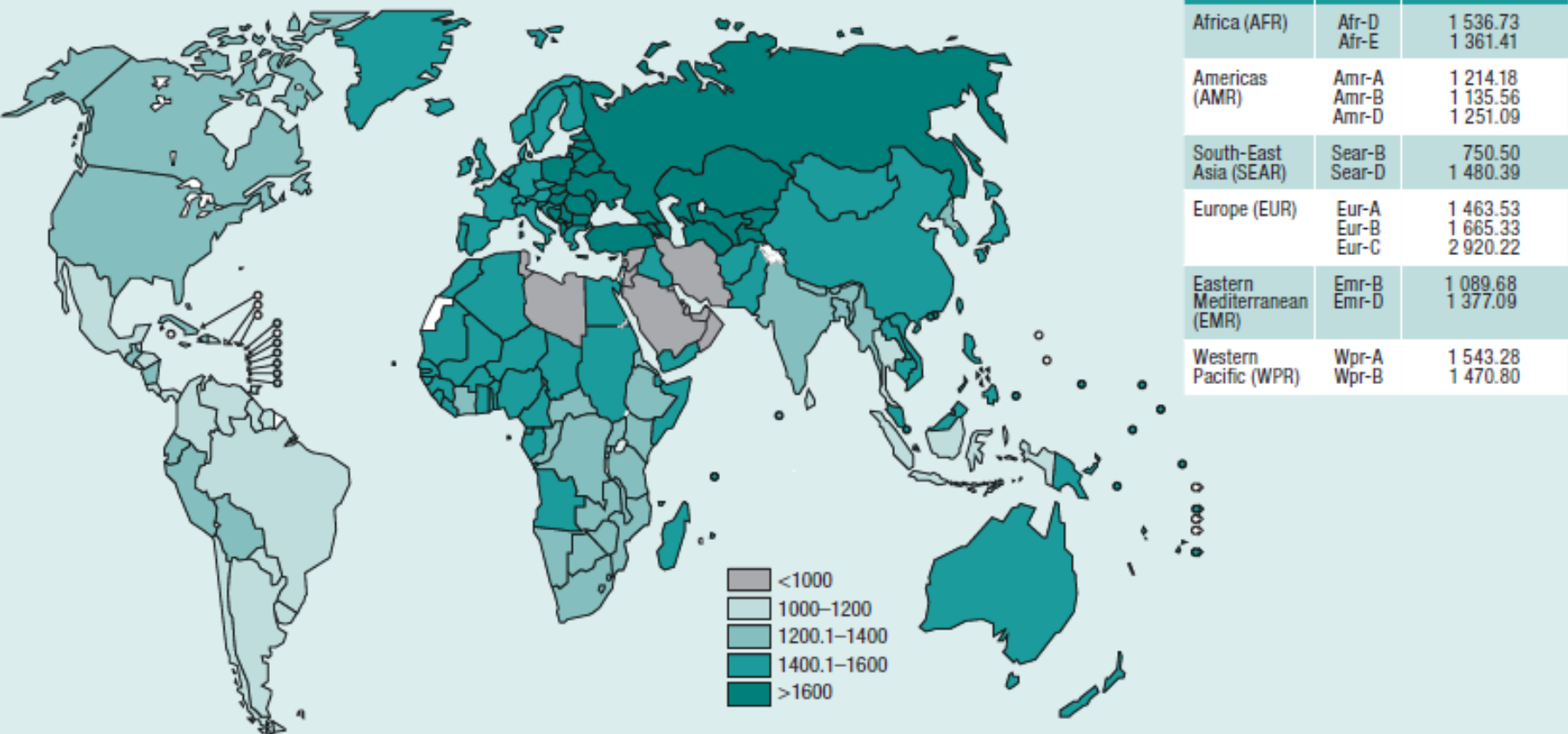
- University-employed academic with major research focus
- Staff specialist in a teaching hospital with both clinical and academic priorities
- Staff specialist in public hospitals
- Full time or part time private practice
- Combination of both private and hospital practice
- Industry

FitzGerald, D. B., & Mitchell, A. L. (2008). Career choices: the fellowship search. *Neurology*, 70(2)

Table Types of fellowships available and accreditation status		
ACGME-accredited	UCNS-accredited	Nonaccredited
Clinical neurophysiology	Behavioral neurology and neuropsychiatry	Advanced clinical neurology
Endovascular surgical neuroradiology*	Clinical neuromuscular pathology*	AIDS
Neurodevelopmental disabilities	Headache medicine	Basic research
Neuromuscular medicine	Neurocritical care	Dementia/Alzheimer disease
Neuroradiology*	Neuro-oncology	Epilepsy
Pain management/pain medicine†	Neuroimaging*	Geriatric neurology
Sleep medicine		Movement disorders
Vascular neurology		Multiple sclerosis
		Neuroepidemiology
		Neurogenetics
		Neuroimmunology
		Neuro-ophthalmology
		Neuro-otology
		Neuropathology
		Neuropharmacology
		Neurovirology
		Rehabilitation

34 Neurological disorders: public health challenges

Figure 2.4 DALYs per 100 000 population associated with neurological disorders by WHO region and mortality stratum, 2005



The designations employed and the presentation of material on this map do not imply the expression of any opinion whatsoever on the part of the World Health Organization concerning the legal status of any country, territory, city or area or of its authorities, or concerning the delimitation of its frontiers or boundaries. Dashed lines represent approximate border lines for which there may not yet be full agreement.

Número de neurologistas por 100 mil habitantes

	População	Neurologistas/100 mil habitantes
Argentina	39.934.100	2,62
Bolívia	10.227.300	0,54
Brasil	190.732.694	1,37
Chile	16.803.000	1,49
Paraguay	6.238.400	0,48
Peru	28.220.764	1,48
Uruguay	3.250.000	3,38
Total	295.406.258	1,62
Colombia	48.320.000	1.63

Número de médicos e de neurologistas

	Médicos	Neurologistas	(%)
Argentina	160.000	1047	(0,65%)
Bolivia	15.000	55	(0,36%)
Brasil	371.788	2.629	(0,70%)
Chile	25.700	250	(0,97%)
Paraguay	14.000	30	(0,21%)
Peru	54.000	420	(0,77%)
Uruguay	14.640	110	(0,75%)
Total	655128	4541	(0,69%)

Neurological resources

Median number per 100,000 population

Region	Beds	Neurologists	Neuro-nurses	Neuro-surgeons	Neuro-pediatricians
Africa	0.3	0.03	0	0.01	0
Americas	1.7	0.89	0.14	0.76	0.1
E. Mediterranean	1.5	0.32	0.13	0.37	0.05
Europe	17.1	4.84	2.43	1.02	0.1
SE Asia	0.3	0.07	0.005	0.03	0.01
W. Pacific	2.6	0.77	0.32	0.39	0.05
World	3.6	0.91	0.11	0.56	0.05